



BASIC FACTS



\$70.4 million
in 2024 Airport Improvement grants across **11** major airports



8,474 bridges: **5.5%** of which were structurally deficient in 2024



423 high-hazard dams




\$16.3 billion total drinking water need



70 Superfund sites



659 miles of levees protect **210,300** residents and **\$11 billion** of property.



187 million passenger trips across **68** systems in 2023



\$11.9 billion in wastewater needs

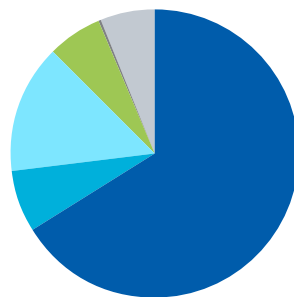


58% of roads are in poor or fair condition.
Each motorist pays **\$892** per year driving on roads in need of repair and every resident loses **\$1,349** annually due to crashes.

FEDERAL INFRASTRUCTURE INVESTMENTS

\$11.1 billion

has been announced so far across **1,433 projects** (average \$7.8M, median \$348K)



- **65%** for transportation
- **7%** for clean water
- **14%** for broadband
- **6%** for clean energy/buildings
- **0.2%** for environmental remediation
- **6%** for resilience

KEY WINS IN WASHINGTON

\$25M
for the Poplar Way Bridge in Lynnwood

\$8.6M
to Kalama Telephone Company for broadband deployment

\$2M
to Kennewick Irrigation District for canal lining and water conservation

\$159K
for Southwest Washington Regional Airport in Kelso