




BASIC FACTS

 **\$52.6 million**
in 2024 Airport Improvement grants across **10** major airports


 **26,729** bridges: **4.7%** of which were structurally deficient in 2024

 **422** high-hazard dams

 **\$16.1 billion** total drinking water need

 **53** Superfund sites

 **321** miles of levees protect **95,400** residents

 **70 million** passenger trips across **68** systems in 2023

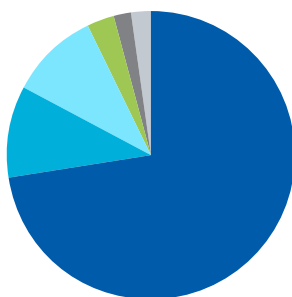
 **\$15.8 billion** in wastewater needs

 **31%** of roads are in poor or fair condition.
Each motorist pays **\$614** per year driving on roads in need of repair and every resident loses **\$1,313** annually due to crashes.

FEDERAL INFRASTRUCTURE INVESTMENTS

\$15.1 billion

has been announced so far across **1,004 projects** (average \$15.1M, median \$476K)



- **72%** for transportation
- **10%** for clean water
- **10%** for broadband
- **3%** for clean energy/buildings
- **2%** for environmental remediation
- **2%** for resilience

KEY WINS IN OHIO

\$127M to replace the Western Hills Viaduct in Cincinnati

\$24.5M for bike-walk safety and access along US-6 in Erie County

\$11.3M to Cleveland-Hopkins International Airport

\$500K to the Lorain Port Authority for brownfield improvements