



## BASIC FACTS

 **\$68.3 million**  
in 2024 Airport Improvement grants across **9** major airports


 **13,532** bridges: **4.4%** of which were structurally deficient in 2024

 **55** high-hazard dams

 **\$10.2 billion** total drinking water need

 **49** Superfund sites

 **198** miles of levees protect **62,600** residents

 **60.5 million** passenger trips across **47** systems in 2023

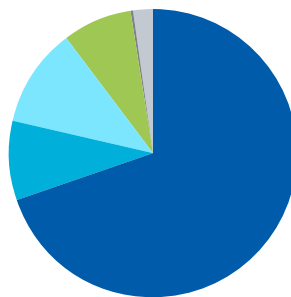
 **\$3.2 billion** in wastewater needs

 **25%** of roads are in poor or fair condition.  
Each motorist pays **\$526** per year driving on roads in need of repair and every resident loses **\$963** annually due to crashes.

## FEDERAL INFRASTRUCTURE INVESTMENTS

**\$7.9 billion**

has been announced so far across **869 projects** (average \$9.2M, median \$295K)



- **70%** for transportation
- **9%** for clean water
- **11%** for broadband
- **8%** for clean energy/buildings
- **0.3%** for environmental remediation
- **2%** for resilience

## KEY WINS IN MINNESOTA

**\$12.6M**  
for rural broadband deployment in Perham

**\$10M**  
to Twin Cities for US 212 Freight Mobility & Safety Project

**\$3.6M**  
for transit buses and facilities to MN Chippewa Tribe-White Earth Band

**\$1M**  
to Brainerd Lakes Regional Airport