






BASIC FACTS


- 


\$8.5 million in 2022 airport improvement grants across **11** major airports
- 


19,337 bridges: **5.6%** of which were structurally deficient in 2021
- 


281 high-hazard dams
- 

\$11.8 billion total drinking water need
- 

53 Superfund sites
- 

355 miles of levees protect **\$16.6 billion** of property
- 

17 million passenger trips across **66** systems in 2021
- 

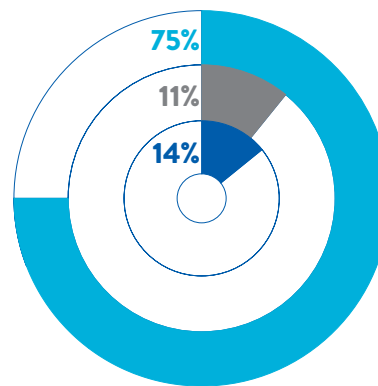
\$7.2 billion in wastewater needs
- 

37% of roads are in poor or fair condition
Each motorist pays \$631 per year driving on roads in need of repair and every resident loses \$1,269 annually due to crashes

BIPARTISAN INFRASTRUCTURE LAW

\$6.2 billion

has been distributed so far across **396 projects** (average \$15.8M, median \$350K)



- **75%** to transportation
- **11%** to climate/energy/environment
- **14%** for broadband

KEY WINS IN INDIANA

- \$33M** to buses and facilities for Indianapolis Public Transportation Corporation
- \$13.8M** for Fort Wayne International Airport
- \$7M** for Michigan City Harbor
- \$500K** to E. Central Indiana Regional Planning District for brownfield improvements